

Getting Started With CSIL

July 15, 2004



What Is CSIL?

- **Choice in Supports for Independent Living**
- **Began in 1993 with consumers involved in the design**
- **Allows individuals direct funding to purchase personal attendant services**





What Is CSIL?

- Instead of money going to Home Support Agencies – it goes directly to consumers
- Allows for: ***Flexibility Choice Autonomy***
- Funding for CSIL comes from the same budget as funding for regular home support





Deciding on a Decision-Making Framework

Independent Management (CSIL Phase I)

- The individual has responsibility for managing their own funding and supports
- Individuals can hire bookkeepers to help manage the payroll and financial reports





Deciding on a Decision-Making Framework

Client Support Group (CSIL Phase II)

- Used when an individual is not able to direct own care
- Small group of family and friends form a client support group
- The client support group manages the funding and supports in collaboration with the individual
- More about CSIL Phase II in an upcoming broadcast






Who is Eligible for CSIL?

- Over 19 years old
- Assessed as being eligible for long-term home support
- Demonstrates an ability to manage own care (or has a group of five people willing to assist with management)






Developing a Personal Support Plan

- Self-assessment
- Establishing realistic time estimates
- Documenting the plan





Self-Assessment

- The number of home support hours you receive depends on the level of your personal care needs
- Begin by doing a thorough assessment of your own needs





Establishing Realistic Time Estimates

- Break your personal care needs down to their smallest components
- Think about how much time it takes to do each task on your worst day
- Use your worst day as your benchmark time
- Focus on personal care. Include housekeeping, meal preparation only when they are incidental to personal care.

(Example: Bath = 45 min. Cleaning tub after bath = 5 min.)





Documenting the Plan - Example

Shower	45 Min.
Prep bed with towel and pillows	5 Min.
Dry body off well	8 Min.
Skin care / treatments / med. cream	10 Min.
Dressing	25 Min.
Transfer from bed to wheel chair	15 Min.
Hair care	2 Min.
TOTAL = 110 Min.	






Negotiating the Support Plan with the Health Authorities

- Meeting with your case manager
- Calculating your CSIL budget
- Making a backup plan
- Writing your letter of application






Meeting with your case manager

- Arrange an appointment for a home visit from your case manager at the local health unit
- Present your support plan
- Case manager will also use an assessment tool
- Emphasize that you understand your support needs
- If family members live with you, describe their work and other responsibilities that prevent their giving care

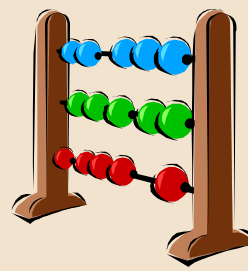




Calculating Your CSIL Budget

- Once you know the number of home support hours you will receive, you can calculate a CSIL budget
- Calculating a budget will help you to determine whether the hours provided will be sufficient to meet your needs





Calculating Your CSIL Budget: An Example

- Example: eligible for **4** hours per day of home support
- CSIL will give direct funding of **\$25 / hour X 4 hours = \$100 / day**
- 20% will be needed for employer costs: **20% X \$100 = \$20**
- Funds available to pay workers' wages: **\$100 - \$20 = \$80 / day**
- If you paid support workers at a rate of **\$12 / hour**, then you could afford **80 / 12 = 6.7** hours of home support per day.
- You may be able to establish a daily rate for 24 hour support if you pay at least **\$80 / day**





Making A Backup Plan: Example

I have three members of my staff who will cover 7 days per week

1. If one is sick, I will contact the other 2 to see if they can come in
2. If number 1 fails, then I will go to my backup list which at this time consists of 2 people and will continue to grow
3. If these two options fail, I have a list of friends on the CSIL program who are willing to share their backup staff
4. I will be setting up a home support agency to come in on an extreme emergency only basis





Writing Your Letter of Application: Sample Letter to Your Case Manager

Dear

I would like to apply to be on the CSIL Phase I program because I would like to have more control over my attendant services.

I believe that I have an excellent understanding of the requirements of being a good employer and of the responsibilities with this program. I have prepared a backup plan. I have also taken some first steps by contacting an accountant and developing a set of employee guidelines.

Thank your for your consideration. If you have any further considerations do not hesitate to contact me.

Sincerely,

Getting Started with CSIL





The Essentials of Getting Started

- Choose a decision-making framework
- Prepare a personal support plan
- Negotiate your personal support plan with your health authority
- Prepare your CSIL budget
- Develop a backup plan
- Make an application for the CSIL program

